



PACKING SPECIFICATION

PAGE 1 OF 2

PS100-111 ISSUE 4

PRODUCT INFORMATION

Product Description	Comet Light Smoke Signal / PW Manoverboard Mk9	
Part Number	9181600 / 9537800	
Maximum Quantity Per Box	2	1
Dimensions	36x27x40cm	28x20x40cms
Estimated Gross Weight	9.5kgs	4.6kgs
Estimated Net Weight	7.7kgs	3.9kgs
Net Explosive Content Per Item	1.287kgs	
UN Packing Instruction	P135	
Hazard Class	1.4S	
UN Number	UN0507	
Proper Shipping Name	Signals, Smoke	
Tunnel Restriction Code	E	
Shipping Method	Roadfreight, Seafreight & Passenger/Cargo Aircraft	
Box Marking	 4G/Y22/S/**/D/BAM5391-KW-HL	 4G/Y11/S/**/D/BAM5391-KW-HL

PACKING MATERIALS

- | | |
|----|---|
| 1. | 1 x UN Approved fibreboard box, part no 50004106900 (2 pieces) or 50004105900 (1 piece) |
| 2. | 1 set corrugated cardboard inlays |
| 3. | 50mm adhesive tape (acrylic PP-film, 60 µm) as required |
| 4. | 1 x Hazard warning label 1.4S |

PACKING METHOD

- | | |
|----|--|
| 1. | Assemble the fibreboard box (picture 1). |
| 2. | Assemble the inlay and place it at the bottom of the box (picture 2). |
| 3. | Place the signals into the corresponding spaces in the inlay.
Fit the middle part of the inlay on top of the signals (picture 4). |
| 4. | Finally, close with the top part of the inlays |
| 5. | Close and seal the box with the adhesive tape (picture 6). |
| 6. | Mark the box in accordance with UN transport of dangerous goods regulations. |


PACKING SPECIFICATION

PS100-111 ISSUE 4
PACKING METHOD PICTURES 1-5

PICTURE 1.



PICTURE 2.



PICTURE 3.



PICTURE 4.



PICTURE 5.



PICTURE 6.

