

Lifejacket light assembly instructions on ISO & SOLAS inflatable lifejackets



Applicable to:



72349

LALIZAS Lifejacket LED flashing light "Safelite IV" ON-OFF water activated, SOLAS/MED/USCG-MER

72353

LALIZAS lifejacket LED flashing light "Safelite IV" ON-OFF water activated, USCG-SOLAS/MED-MER-ATEX-IECEX

72348

LALIZAS Lifejacket LED flashing light "Alkalite II" ON-OFF water activated, SOLAS/MED/USCG-MER

FOR LIFEJACKETS:

SIGMA: (71094, 71096, 71097, 72081, 720811, 72154, 72560, 725601, 72561, 725611, 73650, 75251, 75252)

LAMDA: (73584, 73629, 71107, 711071, 711072, 711073, 72114, 72115, 71216, 712162, 712163, 712164, 721142)

ALPHA: (71098, 71100, 71101, 71102)


DELTA: (71108, 71109, 71201)

OMEGA: (71103, 71105)

ZETA: (72399, 72400)




Product 72349



Step 1:

Put the black clip underneath the fabric that holds the whistle.



Step 2:

Angle the light and press it down to lock the two pieces together.



Step 3:

Ensure the light is securely attached and cannot be removed by pulling.

The assembly steps outlined above are also applicable to products 72348 and 72353.


FOR LIFEJACKETS:

KAPPA: (72194, 72195, 73582)

THETA: (72196, 72197, 73583)



Product 72349



Step 1:

Insert the black clip underneath the fabric as shown in the picture above.



Step 2:

Angle the light and press it down to lock the two pieces together.



Step 3:

Ensure the light is securely attached and cannot be removed by pulling.

The assembly steps outlined above are also applicable to products 72348 and 72353.

FOR LIFEJACKETS:

VITA: (72326)




Product 72349



Step 1:

Insert the black clip into the elastic tape as shown in the picture above.



Step 2:

Angle the light and press it down to lock the two pieces together.



Step 3:

Ensure the light is securely attached and cannot be removed by pulling.

The assembly steps outlined above are also applicable to products 72348 and 72353.

Storage

- The products should be stored in a dark, clean, and dry area. They should not be compressed during storage.
- Store at temperatures between -30°C and +35°C.

Maintenance

- This is a maintenance free product.
- After battery drain or expiration (whichever comes first), the light must be removed from the lifejacket and disposed of in accordance with local regulations.